
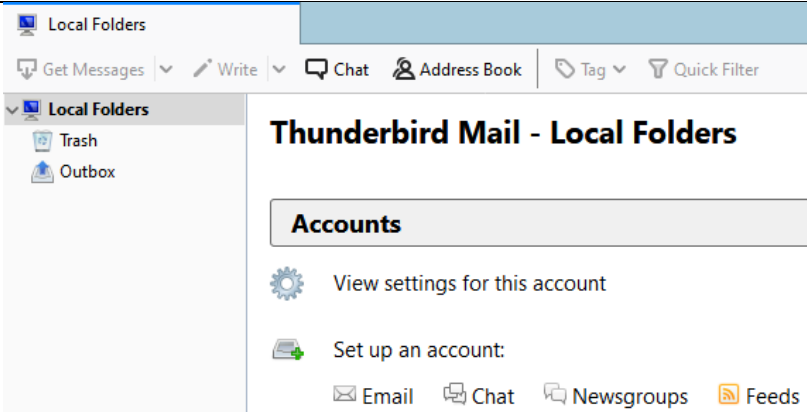
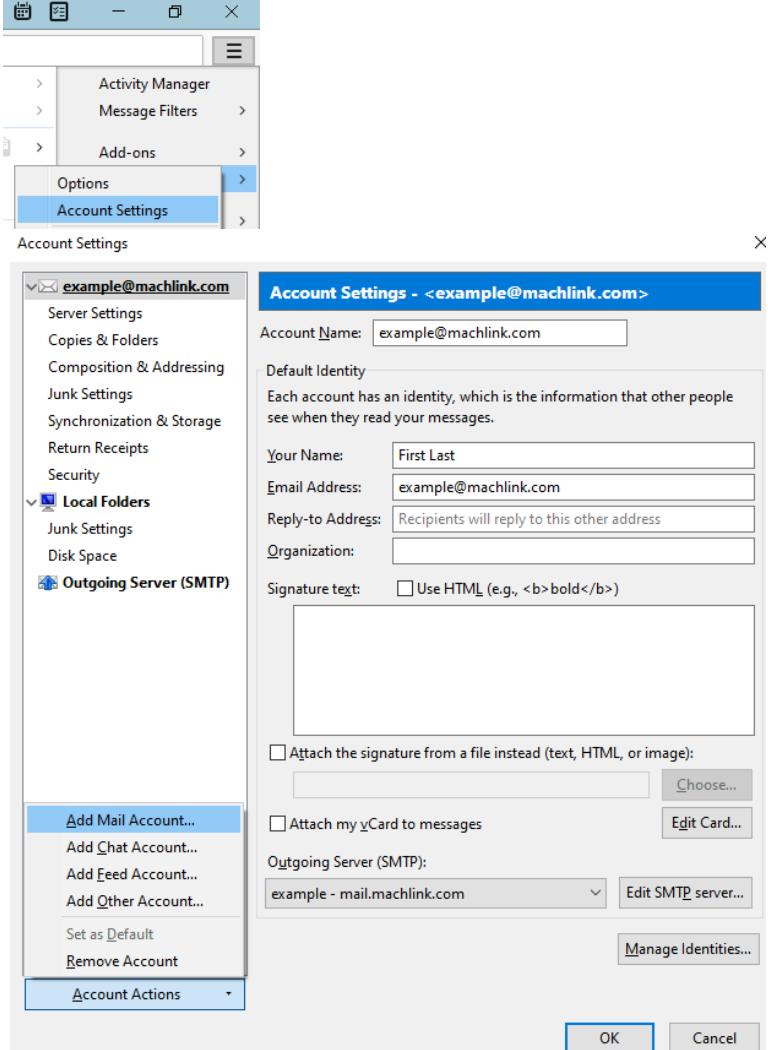


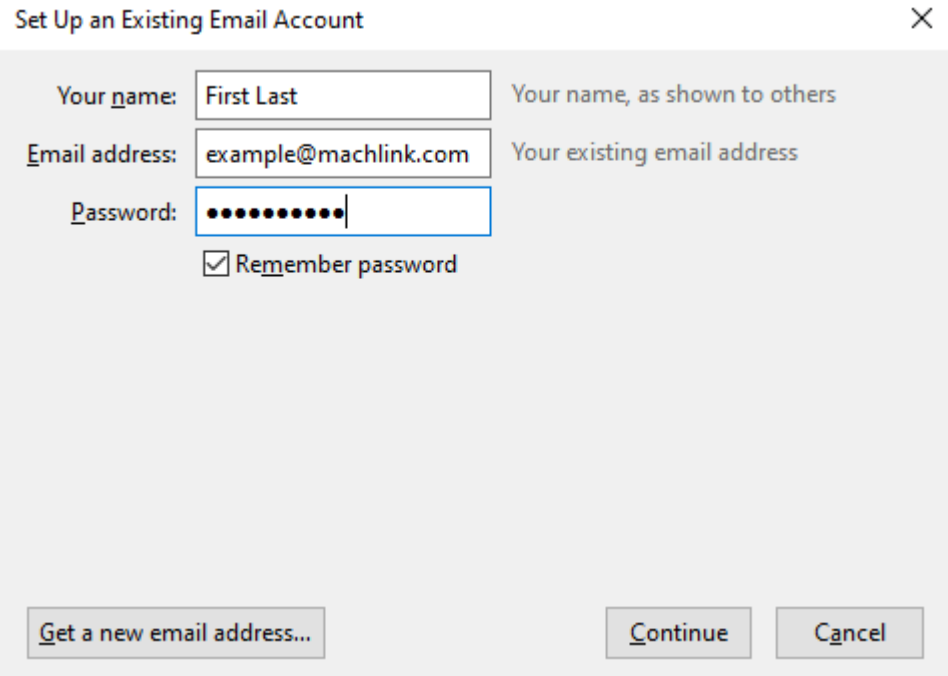
# MachLink mail setup for Mozilla Thunderbird

Thunderbird is available for free at <https://www.thunderbird.net/> for Windows 7 or newer.

<p>1. Open Mozilla Thunderbird.</p>  <p>2. Below "Set up an account:" click on Email.</p>	
<p>2. Alternate 2<sup>nd</sup> step:</p> <ul style="list-style-type: none"> <li>• Click Menu</li> <li>• Options &gt;</li> <li>• Account Settings</li> <li>• Account Actions</li> <li>• Add Mail Account...</li> </ul>	

# MachLink mail setup for Mozilla Thunderbird

3. Your name: your first and last name
4. Email address: your MachLink email address
5. Password: your MachLink email password
6. Continue



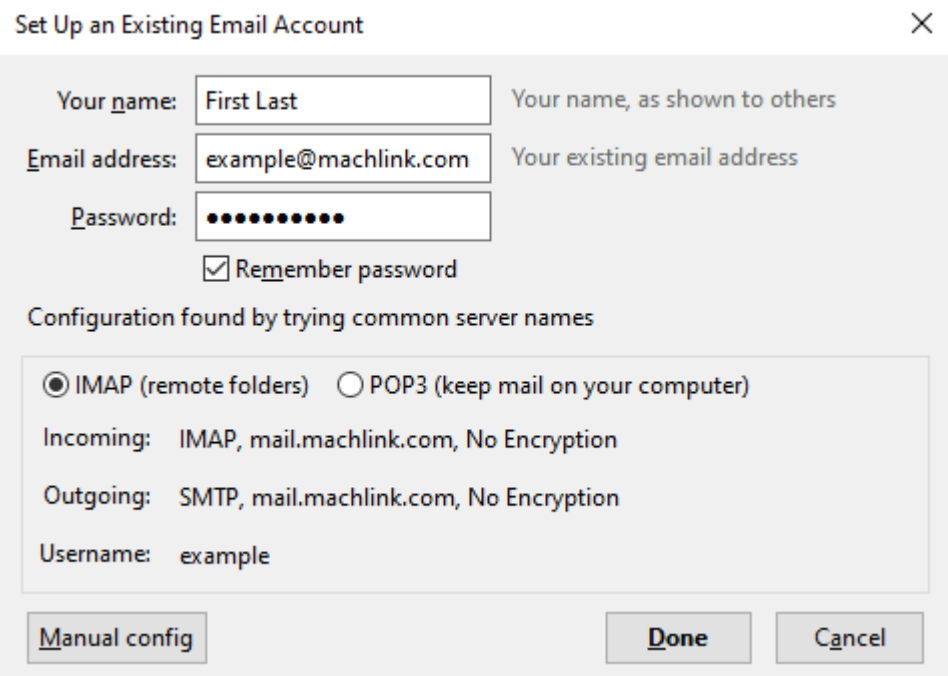
Set Up an Existing Email Account

Your name:  Your name, as shown to others

Email address:  Your existing email address

Password:   Remember password

7. Click Manual config – do not click Done.



Set Up an Existing Email Account

Your name:  Your name, as shown to others

Email address:  Your existing email address

Password:   Remember password

Configuration found by trying common server names

IMAP (remote folders)  POP3 (keep mail on your computer)

Incoming: IMAP, mail.machlink.com, No Encryption

Outgoing: SMTP, mail.machlink.com, No Encryption

Username: example

# MachLink mail setup for Mozilla Thunderbird

8. Change Incoming Server hostname to: mra.machlink.com
9. Change Outgoing Port to: 587
10. Click Done.

## Set Up an Existing Email Account

Your name:  Your name, as shown to others

Email address:  Your existing email address

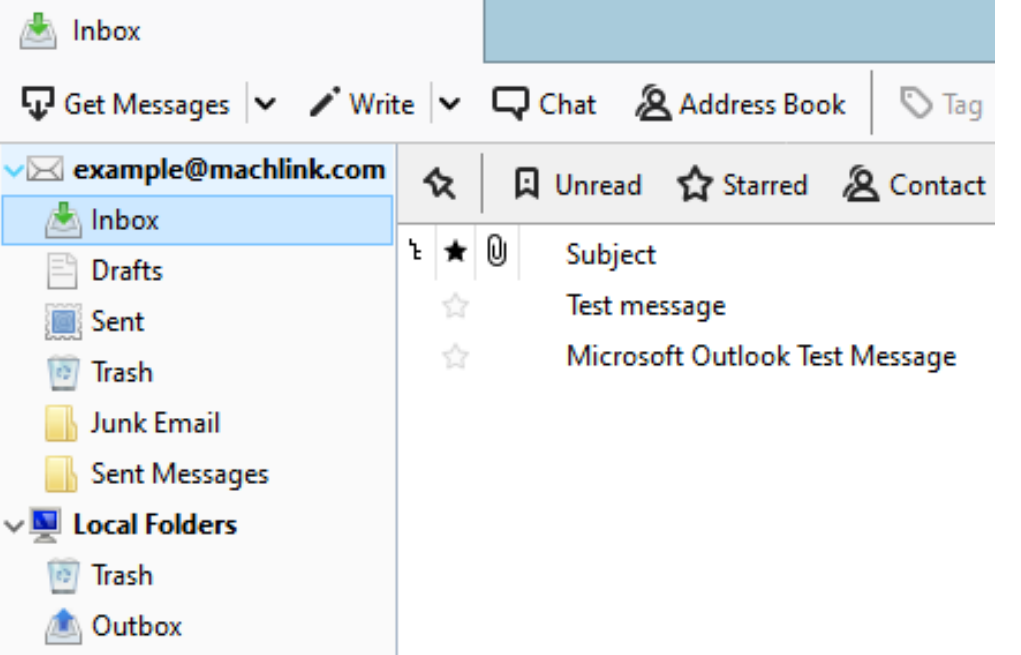
Password:   Remember password

Configuration found by trying common server names

	Server hostname	Port	SSL	Authentication
Incoming: IMAP	<input type="text" value="mra.machlink.com"/>	<input type="text" value="143"/>	<input type="text" value="None"/>	<input type="text" value="Normal password"/>
Outgoing: SMTP	<input type="text" value="mail.machlink.com"/>	<input type="text" value="587"/>	<input type="text" value="None"/>	<input type="text" value="Normal password"/>

Username: Incoming:  Outgoing:

Your MachLink email is now setup in Mozilla Thunderbird.



The screenshot shows the Mozilla Thunderbird interface. The top bar includes 'Get Messages', 'Write', 'Chat', 'Address Book', and 'Tag'. The left sidebar shows the email account 'example@machlink.com' expanded, with folders for 'Inbox', 'Drafts', 'Sent', 'Trash', 'Junk Email', and 'Sent Messages'. Below these are 'Local Folders' including 'Trash' and 'Outbox'. The main pane shows a list of emails with columns for 'Subject', 'Test message', and 'Microsoft Outlook Test Message'.