









## Equipment Features

All televisions will need special equipment to receive channels above MPW's basic selection. Below are the options with corresponding features.

Series	Dimensions*	HD Channels	Multi-Room DVR	DVR	Premium Networks	Music Choice	Interactive Guide	On Demand	Pay Per View	Parental Controls	Preferred Channels	Select Channels	Basic Channels
3501-M Extra Capacity HD/DVR 	12.5" x 2.5" x 8.5"	✓	✓	✓	✓	✓	✓	✓	✓	✓	✓	✓	✓
3400-M HD/DVR 	15" x 3.25" x 10.5"	✓	✓	✓	✓	✓	✓	✓	✓	✓	✓	✓	✓
6416 HD/DVR 	17" x 2.75" x 14"	✓		✓	✓	✓	✓	✓	✓	✓	✓	✓	✓
6412 HD/DVR 	17" x 2.75" x 13.5"	✓		✓	✓	✓	✓	✓	✓	✓	✓	✓	✓
700-M HD Box 	10" x 1.5" x 6"	✓	✓		✓	✓	✓	✓	✓	✓	✓	✓	✓
70/200 SD Box 	11.25" x 2.25" x 7.25"				✓	✓	✓	✓	✓	✓	✓	✓	✓
2000/2500 SD Box 	14.75" x 2.75" x 10.25"				✓	✓	✓	✓	✓	✓	✓	✓	✓
Digital Adapter 	4" x 1.25" x 6"										✓	✓	✓
No Equipment													✓

\*Dimensions are approximate - width x height x depth